



Log in with **Google** and access your books





Portable devices

1. Download the Classoos app  from the store
2. Open the app and tap: 
3. Follow on-screen instructions
4. [Download the textbooks](#) to your device from **Waiting for Me** or **Content Archive** (on the main menu)
5. Tap **Bookshelf** to view your textbooks



Laptops and PCs

1. Go to classoos.com
2. Click on **My Account** on the top right corner
3. Click on 
4. Follow on-screen instructions
5. Click on a book and click on  (on the right) to open it



Need help?

- Go to our [tutorial page](#) to learn more
- Subscribe to our [YouTube channel](#) to get updates on new videos (don't forget to click on the bell icon also!)

SUBSCRIBE

